



## Indian Council of Forestry Research and Education

(An Autonomous body of the Ministry of Environment, Forest and Climate Change, Government of India)

**P.O. New Forest, Dehradun – 248 006 (Uttarakhand), INDIA**

No. 7/2018/ESIP/BCC/ICFRE

Dated: 28/01/2021

### Request for Quotations

**Sub.: Request for quotation for fencing of the carbon flux tower site along with construction of temporary security hut at carbon flux installation site in Chhattisgarh**

**Name of Project:** Ecosystem Services Improvement Project

**Procurement Reference No.:** IN-ICFRE-215709-CW-RFQ

1. The Government of India has received grant from the World Bank towards the cost of the Ecosystem Services Improvement Project (ESIP). Indian Council of Forestry Research and Education (ICFRE) is one of the Project Implementing Agencies and intends to apply the part of proceeds of this grant to eligible payments under the contract for which this Request for Quotations is issued. The procurement process will be conducted in accordance with the Request for quotations (RFQ) procurement method contained in the World Bank Guidelines: Procurement of Goods, Works and Non-consulting Services under IBRD Loans and IDA Credits and Grants by World Bank Borrowers, dated January 2011, revised in July 2014.
2. ICFRE now invites Request for Quotation for fencing of the carbon flux tower site along with construction of temporary security hut at carbon flux installation site at Compartment No. 491, Raghunathpur Range, Balrampur Division of Chhattisgarh.
3. You are invited to submit your Request for quotation (RFQ) for fencing of the carbon flux tower site along with construction of temporary security hut at carbon flux installation site in Chhattisgarh under Ecosystem Services Improvement Project as per the format given in Annexure-I.
4. Quoted price will be evaluated and contract will be awarded to the responsive bidder offering the lowest price.
5. Quotation(s) must be marked as "Quotation for fencing of the carbon flux tower site along with construction of temporary security hut at carbon flux installation site in Chhattisgarh" and addressed to the:  
Project Director  
Ecosystem Services Improvement Project  
Room No: 143  
Indian Council for Forestry Research and Education  
P. O. New Forest, Dehradun, Uttarakhand-248006 (INDIA)
6. All the registered Civil Contractors of CPWD, PWD, and other Govt. departments are invited to submit sealed Request for quotations for the above-mentioned works.
7. The bidder should submit earnest money deposit of Rs. 25,000/- in the form of Account Payee Demand Draft in the name of ICFRE Security Money/ EMD Account.
8. The work shall be completed within 30 days from the date of award of work.
9. Award of the contract order and agreement will be signed between firm and Project Director, ESIP.
10. The schedule of rate of Public Works Department 2015 (CG) shall be applicable.
11. The deadline for receipt of quotation at the address indicated above is by **12 February 2021 at 5:30 hrs.**
12. Quotation should be submitted as per the instructions contained in the Annexure - II of this document.
13. The prices shall be quoted in Indian Rupees and shall be inclusive of GST. No price increase will be allowed after the submission of RFQ.
14. Validity of the Offer: Quotation shall be valid for a period of 90 days from the date for receipt of quotation(s) indicated in Paragraph 7 above.

15. Evaluation of Quotations: Procurement Committee of ESIP, ICFRE will evaluate and compare the quotations which are properly signed and confirm to the terms and conditions and specifications of the RFQ.
16. Award of contract: The contract will be awarded to the Firm(s) whose quotation has been determined to be substantially responsive and has offered the lowest price.
17. Notwithstanding the above, the Project Director, ESIP reserves the right to accept or reject any quotations and to cancel the procurement process and reject all quotations at any time prior to the award of contract.
18. The Firm(s) whose quotation is accepted will be notified for the award of contract prior to expiration of the quotation validity period.
19. Payment to the firm(s) shall be made through RTGS after verification of the work by the authorized civil engineer and successful completion of the works in time.

Yours faithfully,

  
Project Director  
ESIP, ICFRE

**Format of Quotation**  
(on Firm Letter Head)

Date: \_\_\_\_\_

To

Project Director, Ecosystem Services Improvement Project  
Room No: 143  
Indian Council for Forestry Research and Education  
P. O. New Forest, Dehradun, Uttarakhand-248006 (INDIA)

**Sub.: Request for quotation for fencing of the carbon flux tower site along with construction of temporary security hut at carbon flux installation site in Chhattisgarh**

Madam/ Sir,

We offer to execute the works against for fencing of the carbon flux tower site along with construction of temporary security hut at carbon flux installation site in Chhattisgarh at Compartment No. 491, Raghunathpur Range, Balrampur Division of Chhattisgarh for Ecosystem Services Improvement Project in accordance with the conditions of contract, as per following quoted price:

<b>(A). Construction of Chain Link Fencing (Inner)</b>					
S.No.	Particular	Quantity	Price Quoted (INR)		
			Unit Price	GST	Total
1	Earth work in excavation by mechanical means (Hydraulic excavator) / manual means over areas (exceeding 30cm in depth, 1.5m in width as well as 10sqm on plan) including dressing of sides and ramming of bottom disposal of excavated earth, lead up to 50m and lift up to 1.5m, disposed earth to be levelled and neatly dressed. (No extra lift is payable if work is done by mechanical means) All kinds of soil. It No 1.1.1, page-9 Footing – F <sub>1</sub> (No=16, L=0.45, B=0.45, H/D=0.60, Qty=1.94) Footing – F <sub>2</sub> (No=8, L=0.70, B=0.45, H/D=0.50, Qty=1.26) Gate column – F <sub>3</sub> (No=2, L=1.20, B=1.20, H/D=0.10, Qty=0.29)	6.66 Cum			
2 2(i)	Providing and laying in position cement concrete of specified grade excluding the cost of centering and shuttering – All work up to plinth level: It No 3.1.1, page-23 Footing – F <sub>1</sub> (No=16, L=0.45, B=0.45, H/D=0.60, Qty=1.94) Footing – F <sub>2</sub> (No=8, L=0.70, B=0.45, H/D=0.50, Qty=1.26) Gate column – F <sub>2</sub> (No=2, L=1.20, B=1.20, H/D=1.20, Qty=0.29)	3.49 Cum			
3	Filling available excavated earth (excluding hard rock / ordinary rock) in trenches, plinth, side of foundation, etc in layers not exceeding 20cm in depth, consolidating each deposited layer by ramming and watering, lead up to 50mts and lift up to 1.50mts. It 1.17, page-11 Qty as It No-1 Deduct for Qty column up to ground	6.66 Cum			
4	Providing and laying in position specified grade of reinforced cement concrete (with 20mm nominal size graded stone aggregate), excluding the cost of centering, shuttering, finishing and reinforcement. All work up to plinth level. It No 3.3.1, page-23 Footing – F <sub>3</sub> Bottom area = 1.20 x 1.20 = 1.44 sqm Top area = 0.40 x 0.40 = 0.16 sqm Avg area = (1.44+0.09)/2 = 0.80 sqm (No=2, 0.80, H/D=0.30, Qty=0.48) Column up to ground Column=C <sub>1</sub> (No=2, L=0.23, B=0.40, H/D=0.80, Qty=0.15) Column up to top Column=C <sub>1</sub> (No=2, L=0.23, B=0.40, H/D=2.00, Qty=0.37)	1.00 Cum			
5 5(i)	Centering and shuttering including strutting, propping etc. and removal of form for Foundations, footings, bases of columns, etc. for concrete up to plinth level. It No 2.1.1, page-16 Column up to ground Column=C <sub>1</sub> (No=4, L=0.23, H/D=0.80, Qty=0.74) (No=4, L=0.40, H/D=0.80, Qty=1.28) Column up to top Column=C <sub>1</sub> (No=4, L=0.23, H/D=1.80, Qty=1.66) (No=4, L=0.40, H/D=1.80, Qty=2.88)	6.55 Sqm			
6	Reinforcement for R.C.C. work including straightening, cutting, bending, placing in position and binding including cost of binding wire all wastages and overlaps, couplers (overlaps shall be provided as per requirement of IS 13920 for ductile detailing IS 456 RCC Design & SP 34 Reinforcement detailing) etc. complete. It No 3.12.3, page-24 Qty @ 90.00 Kg / cum of R.C.C (L=1.00 x B=90.00) Total Qty of R.C.C = 1.00 cum	90.00 Kg			
7	Angle iron post and strut of required size including bottom to be split and bent at right angle in opposite direction for 10cm length and drilling holes upto 10 mm dia.	220.70 Kg			

	etc. complete. (cost of earth work in excavation and concrete work in foundation to be paid separately) It No 9.45, page-85 50x50x5 mm 3.80 Kg / Rm Length of single pole = 0.60+1.80=2.40 Rm Net payable Qty = 16.00 x 2.40 = 38.40 Rm Length of pole for corner post = 3.06 Rm Net payable Qty = 8 x 2.46 = 19.68 Rm Total payable Qty = 38.40 + 19.68 = 58.08 Rm Qty by Weight 3.80 Kg / Rm (L=58.08 x B=3.80)				
8	Providing and fixing G.I. chain link fabric fencing of required width in mesh size 25x25 mm made of G.I. wire of dia. 3 mm including strengthening with 2 mm dia. wire or nuts, bolts and washers as required complete, with posts of specified material and of standard design placed and embedded in cement concrete blocks 45x45x60cm of mix 1:5:10 (1 cement : 5 sand : 10 graded stone aggregate 40mm nominal size) every 15 <sup>th</sup> post, last but one end post and corner post shall be strutted on both sides and end post on one side only and struts embedded in cement concrete blocks 70x45x50cm of the same mix, as per the direction of Engineer-in-charge (cost of post painting earth work & C.C. to be paid separately) It No 9.43.1, page-84 (No=3, L=10.00, H/D=1.80, Qty=54.00) (No=1, L=7.65, H/D=1.80, Qty=13.77)	67.77 Sqm			
9	Steel work welded in built up sections/ framed work including cutting, hoisting, fixing in position and applying a priming coat of red oxide zinc In gratings, frames, guard bar, ladder, railings, brackets, gates and similar works. It No 9.6.2, page-80 Qty @ 35 Kg / sqm (No=1, L=2.35, H/D=1.80, Qty=4.23) (L=4.23 x B=35.00)	4.23 Sqm  148.05 Kg			

\*SOR – Schedule of Rate, \*PWD – Public Works Department, \*Sqm – Square meter, \*Cum – Cubic meter

<b>(B). Construction of Chain Link Fencing (Outer)</b>					
S.No.	Particular	Quantity	Price Quoted (INR)		
			Unit Price	GST	Total
1	Earth work in excavation by mechanical means (Hydraulic excavator) / manual means over areas (exceeding 30cm in depth, 1.5m in width as well as 10sqm on plan) including dressing of sides and ramming of bottom disposal of excavated earth, lead up to 50m and lift up to 1.5m, disposed earth to be levelled and neatly dressed. (No extra lift is payable if work is done by mechanical means) All kinds of soil. It No 1.1.1, page-9 Footing – F <sub>1</sub> (No=124, L=0.45, B=0.45, H/D=0.60, Qty=15.07) Footing – F <sub>2</sub> (No=16, L=0.70, B=0.45, H/D=0.50, Qty=2.52) Gate column – F <sub>3</sub> (No=2, L=1.20, B=1.20, H/D=1.20, Qty=3.46)	21.04 Cum			
2 2(i)	Providing and laying in position cement concrete of specified grade excluding the cost of centering and shuttering – All work up to plinth level: It No 3.1.1, page-23 Footing – F <sub>1</sub> (No=124, L=0.45, B=0.45, H/D=0.60, Qty=15.07) Footing – F <sub>2</sub> (No=12, L=0.70, B=0.45, H/D=0.50, Qty=1.89) Gate column – F <sub>2</sub> (No=2, L=1.20, B=1.20, H/D=0.10, Qty=0.29)	17.24 Cum			
3	Filling available excavated earth (excluding hard rock / ordinary rock) in trenches, plinth, side of foundation, etc in layers not exceeding 20cm in depth, consolidating each deposited layer by ramming and watering, lead up to 50mts and lift up to 1.50mts. It 1.17, page-11 Qty as It No-1 Deduct for Qty column up to ground	21.04 Cum			
4	Providing and laying in position specified grade of reinforced cement concrete (with 20mm nominal size graded stone aggregate), excluding the cost of centering, shuttering, finishing and reinforcement. All work up to plinth level. It No 3.3.1, page-23 Footing – F <sub>2</sub> Bottom area = 1.20 x 1.20 = 1.44 sqm Top area = 0.40 x 0.40 = 0.16 sqm Avg area = (1.44+0.09)/2 = 0.80 sqm (No=2, 0.80, H/D=0.30, Qty=0.48) Column up to ground Column=C <sub>1</sub> (No=2, L=0.23, B=0.40, H/D=0.80, Qty=0.15) Column up to top Column=C <sub>1</sub> (No=2, L=0.23, B=0.40, H/D=2.40, Qty=0.44)	1.07 Cum			
5 5(i)	Centering and shuttering including strutting, propping etc. and removal of form for Foundations, footings, bases of columns, etc. for concrete up to plinth level. It No 2.1.1, page-16 Column up to ground Column=C <sub>1</sub> (No=4, L=0.23, H/D=0.80, Qty=0.74) (No=4, L=0.40, H/D=0.80, Qty=1.28) Column up to top Column=C <sub>1</sub> (No=4, L=0.23, H/D=2.40, Qty=2.21) (No=4, L=0.40, H/D=2.40, Qty=3.84)	8.06 Sqm			

6	Reinforcement for R.C.C. work including straightening, cutting, bending, placing in position and binding including cost of binding wire all wastages and overlaps, couplers (overlaps shall be provided as per requirement of IS 13920 for ductile detailing IS 456 RCC Design & SP 34 Reinforcement detailing) etc. complete. It No 3.12.3, page-24 Qty @ 90.00 Kg / cum of R.C.C (L=1.07 x B=90.00) Total Qty of R.C.C = 1.07 cum	96.30 Kg			
7	Angle iron post and strut of required size including bottom to be split and bent at right angle in opposite direction for 10cm length and drilling holes up to 10 mm dia. etc. complete. (cost of earth work in excavation and concrete work in foundation to be paid separately) It No 9.45, page-85 50x50x5 mm 3.80 Kg / Rm Length of single pole = 0.60+2.40=3.00 Rm Net payable Qty = 124.00 x 3.00 = 372.00 Rm Length of pole for corner post & 15 <sup>th</sup> post = 3.06 m Net payable Qty = 16 x 3.06 = 48.96 Rm Total payable Qty = 372 + 48.96 = 420.96 Rm Qty by Weight 3.80 Kg / Rm (L=420.96 x B=3.80)	1599.65 Kg			
8	Providing and fixing G.I. chain link fabric fencing of required width in mesh size 25x25 mm made of G.I. wire of dia. 3 mm including strengthening with 2 mm dia. wire or nuts, bolts and washers as required complete, with posts of specified material and of standard design placed and embedded in cement concrete blocks 45x45x60cm of mix 1:5:10 (1 cement : 5 sand : 10 graded stone aggregate 40mm nominal size) every 15 <sup>th</sup> post, last but one end post and corner post shall be strutted on both sides and end post on one side only and struts embedded in cement concrete blocks 70x45x50cm of the same mix, as per the direction of Engineer-in-charge (cost of post painting earth work & C.C. to be paid separately) It No 9.43.1, page-84 (No=3, L=80.00, H/D=2.40, Qty=576.00) (No=1, L=76.00, H/D=2.40, Qty=182.40)	758.40 Sqm			
9	Steel work welded in built up sections/ framed work including cutting, hoisting, fixing in position and applying a priming coat of red oxide zinc In gratings, frames, guard bar, ladder, railings, brackets, gates and similar works. It No 9.6.2, page-80 Qty @ 35 Kg / sqm (No=1, L=4.00, H/D=2.00, Qty=8.00) (L=8 x B=35.00)	8.00 Sqm  240.00 Kg			
10	Provision for arrangement for crossing of EPT through proper approach.	-			

\*SOR – Schedule of Rate, \*PWD – Public Works Department, \*Sqm – Square meter, \*Cum – Cubic meter

<b>(C). Construction of Security Hut</b>					
S.No.	Particular	Quantity	Price Quoted (INR)		
			Unit Price	GST	Total
1	Earth work in excavation by mechanical means (Hydraulic excavator) / manual means over areas (exceeding 30cm in depth. 1.5m in width as well as 10sqm on plan) including dressing of sides and ramming of bottom disposal of excavated earth, lead up to 50m and lift up to 1.5m, disposed earth to be levelled and neatly dressed. (No extra lift is payable if work is done by mechanical means) All kinds of soil. It No 1.1.1, page-9 Septic tank (No=1, L=2.70, B=1.30, H/D=1.50, Qty=5.27) Footing – F (No=6, L=1.00, B=1.00, H/D=1.20, Qty=7.20)	12.47 Cum			
2 2(i) 2(ii)	Providing and laying in position cement concrete of specified grade excluding the cost of centering and shuttering – All work up to plinth level: It No 3.1.2, page-23 Footing – F (No=6, L=1.00, B=1.00, H/D=0.10, Qty=0.60) Under Floor Toilet (No=1, L=2.50, B=1.40, H/D=0.10, Qty=0.35) Room (No=1, L=3.00, B=3.65, H/D=0.10, Qty=1.10)	2.05 Cum			
3	Filling available excavated earth (excluding hard rock / ordinary rock) in trenches, plinth, side of foundation, etc in layers not exceeding 20 cm in depth, consolidating each deposited layer by ramming and watering, lead up to 50 mts and lift up to 1.50mts. Qty as It No-1	7.20 Cum			
4	Providing and laying in position specified grade of reinforced cement concrete (with 20mm nominal size graded stone aggregate), excluding the cost of centering, shuttering, finishing and reinforcement. All work up to plinth level. It No 3.3.1, page-23 Footing – F <sub>1</sub> (No=6, L=3.00, B=3.65, H/D=0.12, Qty=7.88) Bottom area = 1.00 x 1.00 = 1.00 sqm Top area = 0.30 x 0.30 = 0.09 sqm Avg area = (1.00+0.09)/2 = 0.545 sqm (No=6, 0.545, H/D=0.20, Qty=0.65) Column up to ground Column=C <sub>1</sub> (No=6, L=0.20, B=0.20, H/D=0.78, Qty=0.19) Column up to plinth Column=C <sub>1</sub> (No=6, L=0.20, B=0.20, H/D=0.60, Qty=0.14) Plinth beam PB	9.94 Cum			

	<p>Long beam. (No=2, L=1.20, B=0.20, H/D=0.30, Qty=0.14)  Long beam. (No=2, L=3.00, B=0.20, H/D=0.30, Qty=0.36)  X-beam (No=1, L=2.10, B=0.20, H/D=0.30, Qty=0.13)  X-beam (No=2, L=3.65, B=0.20, H/D=0.30, Qty=0.44)  Septic tank (floor &amp; roof slab) (No=2, L=2.10, B=1.20, Qty=5.04)  Room (No=1, L=3.00, B=3.65, Qty=10.95)  Outer projection (No=2, L=3.20, H/D=0.10, Qty=0.64)  (No=2, L=3.20, H/D=0.10, Qty=0.64)</p>	17.27 Sqm			
5	<p>Brick work with well brunt open bhatta, bricks, crushing strength not less than 25kg /cm<sup>2</sup> and water absorption not more than 20% in foundation and plinth i/c curing etc complete. It No 7.4.1, page – 45  Septic tank &amp; wall  Long wall (No=2, L=1.20, B=0.20, H/D=1.80, Qty=0.86)  Long wall (No=2, L=3.65, B=0.20, H/D=0.30, Qty=0.44)  X – wall (No=1, L=2.10, B=0.20, H/D=1.80, Qty=0.76)  X – wall (No=2, L=3.00, B=0.20, H/D=0.30, Qty=0.36)</p>	2.42 Cum			
6	<p>Brick work with well brunt open bhatta, bricks, crushing strength not less than 25 kg / cm<sup>2</sup> and water absorption not more than 20% in superstructure above plinth level and up to floor two level i/c curing etc complete. It No 7.6, page – 45  Long wall (No=2, L=3.65, B=0.20, H/D=2.65, Qty=3.87)  X – wall (No=2, L=3.00, B=0.20, H/D=2.65, Qty=3.18)  Deduct for opening  Door - D1 (No=1, L=1.00, B=0.20, H/D=2.00, Qty= -0.40)  Window - W1 (No=1, L=1.50, B=0.20, H/D=2.00, Qty= -0.60)</p>	6.05 Cum			
7	<p>Reinforcement for R.C.C. work including straightening, cutting, bending, placing in position and binding including cost of binding wire all wastages and overlaps, couplers (overlaps shall be provided as per requirement of IS 13920 for ductile detailing IS 456 RCC Design &amp; SP 34 Reinforcement detailing) etc. complete. It No 3.12.3, page – 24  Qty @ 90.00 Kg / cum of R.C.C  Total qty of R.C.C = 9.94 + 3.34 = 13.28 cum  13.28 x 90.00 = 1195.20</p>	1195.20 Kg			
8	<p>Providing and fixing 1mm thick M.S. sheet door with frame of 40x40x5mm angle iron and 3mm M.S. gusset plates at the junctions and corners, all necessary fittings complete, including applying a priming coat of approved steel primer.  Using M.S. angels 40x40x6mm for diagonal braces. It No 9.13 page – 81  Door (No=1, L=1.00, H/D=2.00, Qty=2.00)  Door (No=1, L=0.80, H/D=2.00, Qty=1.60)  Window (No=1, L=1.50, H/D=1.20, Qty=1.80)</p>	5.40 Kg			
9	<p>6 mm plaster of mix 1:3 (1 cement: 3 sand), It No - 11.1.2, page – 103  Toilet &amp; bottom of septic tank (No=2, L=2.10, B=1.20, Qty= 5.04)  Room (No=1, L=3.00, B=3.65, Qty= 10.95)  Outer projection (No=4, L=3.20, H/D=0.10, Qty= 1.28)</p>	17.27 Sqm			
10	<p>12 mm plaster of mix 1:6 (1cement: 6 sand)  It No 11.2.4, page – 103  Septic tank  Long wall (No=2, L=1.20, H/D=2.00, Qty=4.80)  X – wall (No=2, L=2.10, H/D=2.00, Qty=8.40)  Inner wall  Long wall (No=2, L=3.65, H/D=3.00, Qty=21.90)  Long wall (No=2, L=1.20, H/D=3.00, Qty=7.20)  X – wall (No=2, L=3.00, H/D=3.00, Qty=18.00)  X – wall (No=1, L=2.10, H/D=3.00, Qty=6.30)  Outer wall  Long wall (No=2, L=3.65, H/D=3.60, Qty=26.28)  Long wall (No=2, L=1.20, H/D=3.60, Qty=8.64)  X – wall (No=1, L=2.50, H/D=3.60, Qty=9.00)  X – wall (No=2, L=3.00, H/D=3.60, Qty=21.60)  Deduct for opening  Door - D1 (No=1, L=1.00, H/D=2.00, Qty= -2.00)  Door – D2 (No=1, L=0.80, H/D=2.00, Qty= -1.60)  Window - W1 (No=1, L=1.50, H/D=1.20, Qty= -1.80)  Net pay qty for 12 mm thickness = 113.52 / 2 = 56.76 sqm</p>	56.76 Sqm			
11	<p>20 mm plaster of mix 1:6 (1 cement: 6 sand)  It No 11.4.4, page – 104  Net pay qty for 20 mm thickness = 113.52 / 2 = 56.76 sqm</p>	56.76 Sqm			
12	<p>40 mm thick Cement concrete flooring 1:2:4 (1 cement: 2 sand: 4 graded stone aggregate) 20mm nominal size stone aggregate in panels finished with a floating coat of neat cement including cement slurry, but excluding the cost of nosing of steps etc. complete. (Area of panel not to exceed 2.0 sqm). It No 12.3.1, page – 111  Toilet &amp; bottom of septic tank (No=2, L=2.10, B=1.20, Qty=5.04)  Room (No=1, L=3.00, B=3.65, Qty=10.95)</p>	15.99 Sqm			
13	<p>White washing with lime to give an even shade: New work (three or more coats). It No 14.5.1, page – 132  Qty as It No 13 + It No 14 &amp; 15  (14.75 + 56.76 + 56.76 = 128.27)</p>	128.27 Sqm			

14	Addl. for water supply sanitary installation, toilet sheet, pipe & other accessories	-			
----	--	---	--	--	--

\*SOR – Schedule of Rate, \*PWD – Public Works Department, \*Sqm – Square meter, \*Cum – Cubic meter

<b>(D). Construction of Elephant Proof Trench</b>					
S. N.	Particular	Quantity	Price Quoted (INR)		
			Unit Price	GST	Total
1	Earth work in excavation by mechanical means (Hydraulic excavator) / manual means over areas (exceeding 30cm in depth. 1.5m in width as well as 10sqm on plan) including dressing of sides and ramming of bottom disposal of excavated earth, lead up to 50m and lift up to 1.5m, disposed earth to be levelled and neatly dressed. (No extra lift is payable if work is done by mechanical means) All kinds of soil. It No 1.1.1, page-9 Top width = 3.00m Bottom width = 1.50m Depth = 2.00m Avg. width = $(3.00 + 1.50) / 2 = 2.25m$ L – wall I/I (No=2, L=100.00, B=2.25, H/D=1.50, Qty=675) X – wall O/O (No=2, L=106.00, B=2.25, H/D=1.50, Qty=715.50)	1390.50 Cum			
	For additional lift of 0.50 m L – wall I/I (No=2, L=100.00, B=2.25, H/D=0.50, Qty=225) X – wall O/O (No=2, L=106.00, B=2.25, H/D=0.50, Qty=238.50)	463.50 Cum			

\*SOR – Schedule of Rate, \*PWD – Public Works Department, \*Sqm – Square meter, \*Cum – Cubic meter

We agree to execute the above mentioned civil works in accordance with the descriptions/ specifications of the works for a total contract price of Rs. .... (Rupees.....only) as per the terms and conditions specified in the request for quotation.

We hereby certify that we have taken steps to ensure that no person acting for us on our behalf will engage in bribery.

Authorized Signature with seal:

Name and Title of Signatory:

Figure for (A). Drawing for construction of Inner Fencing

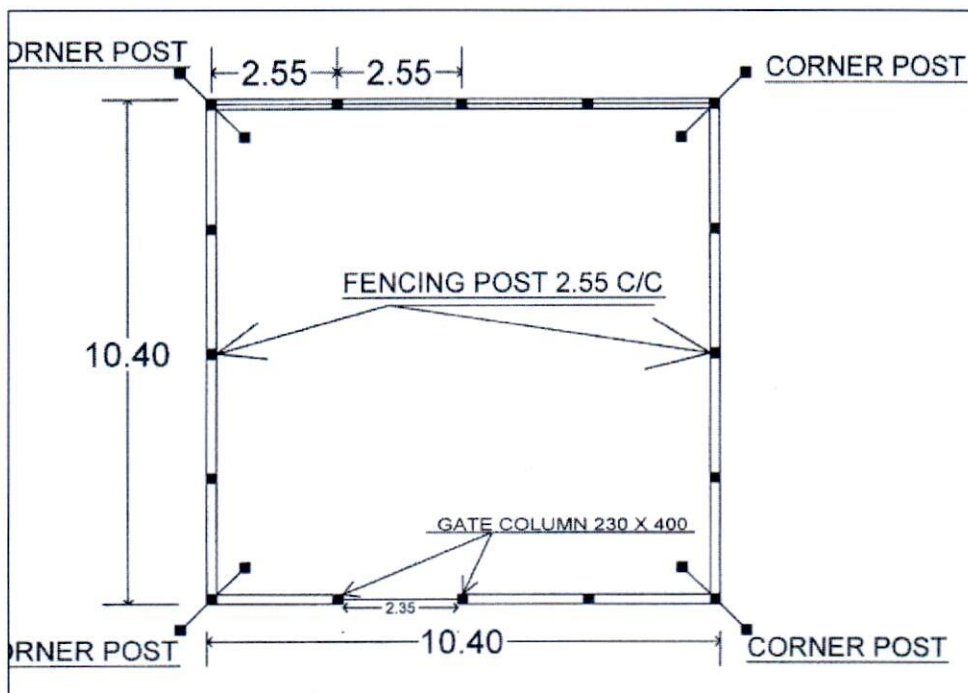
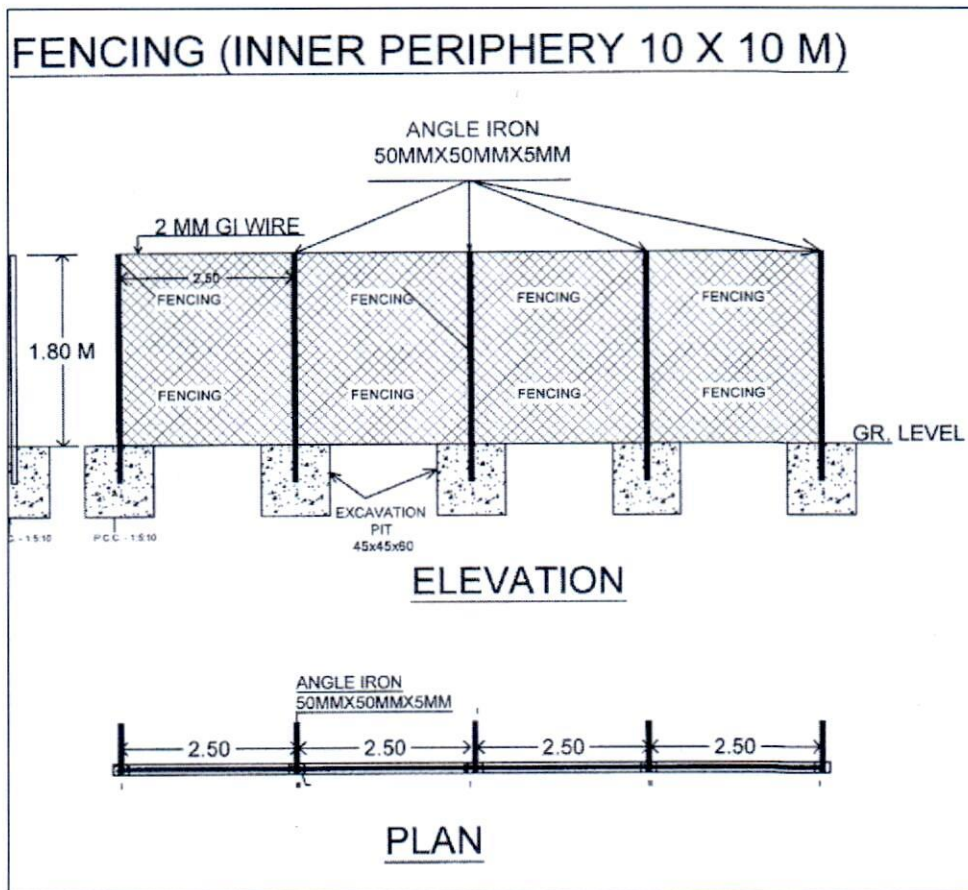




Figure for (B). Drawing for construction of Outer Fencing

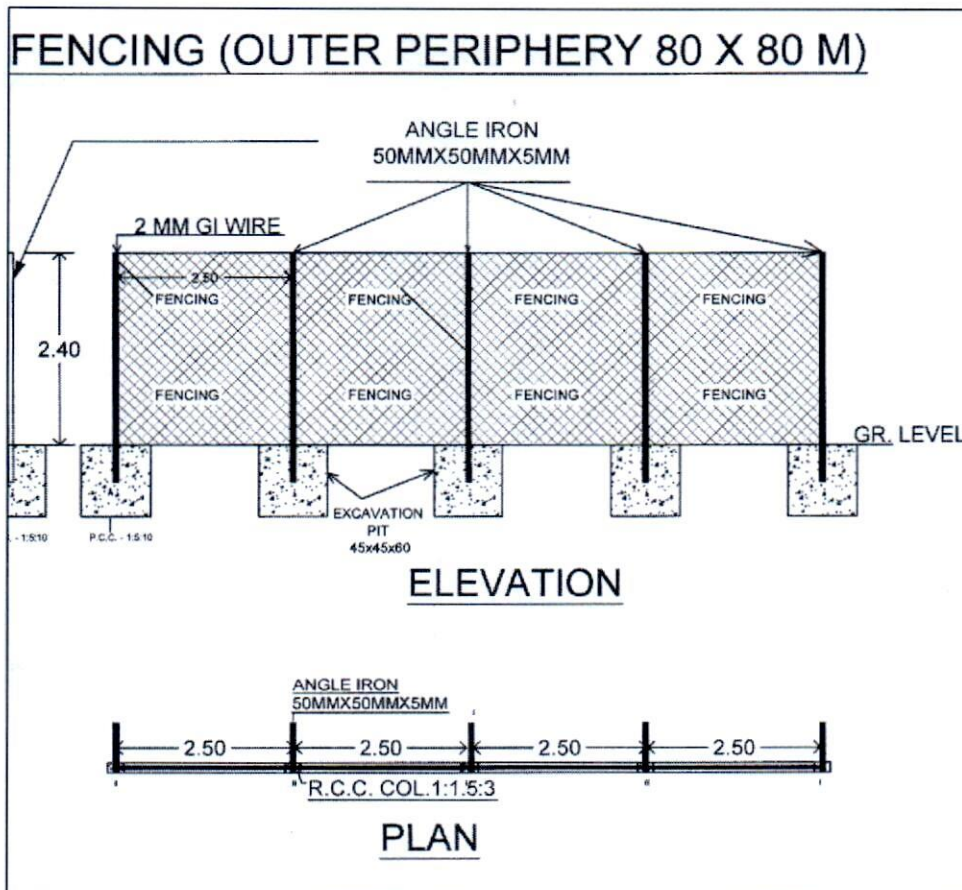
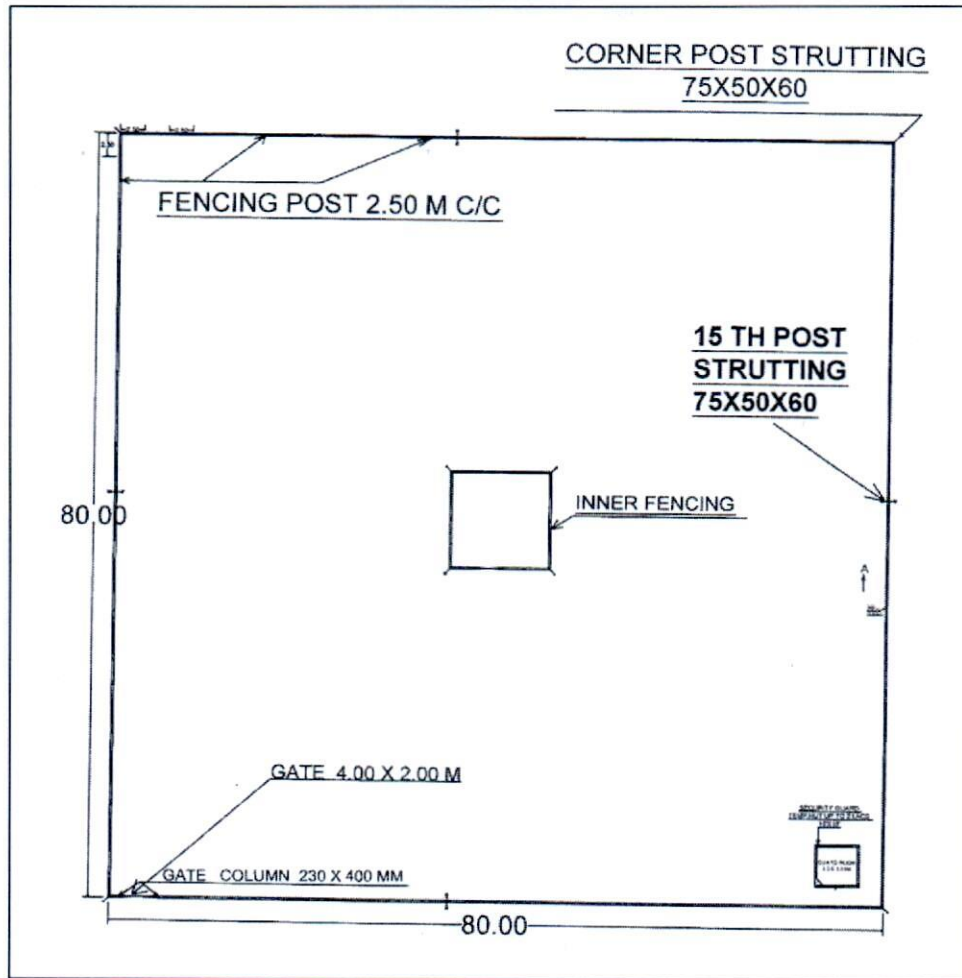


Figure for (C). Drawing for construction of Security Hut

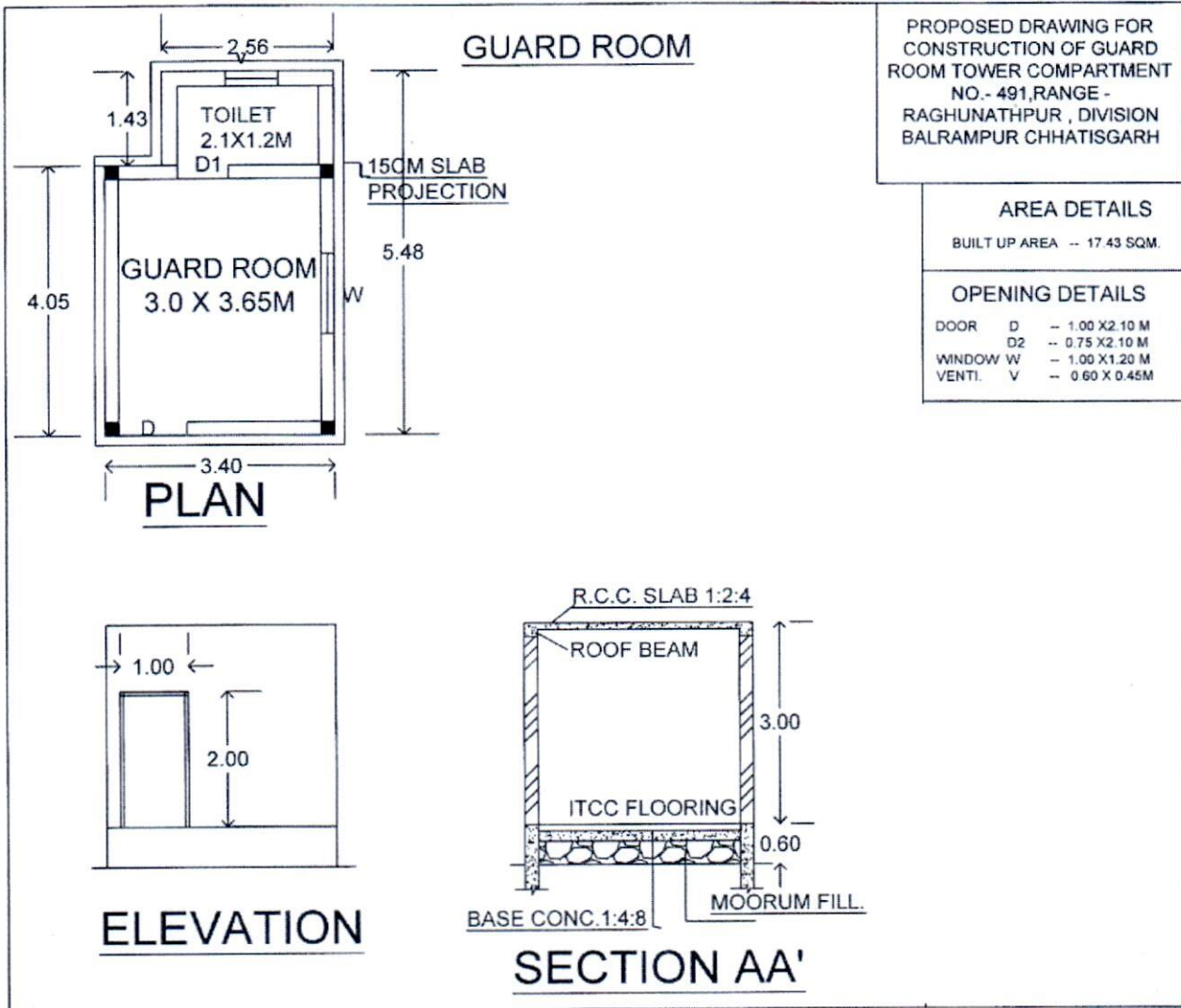
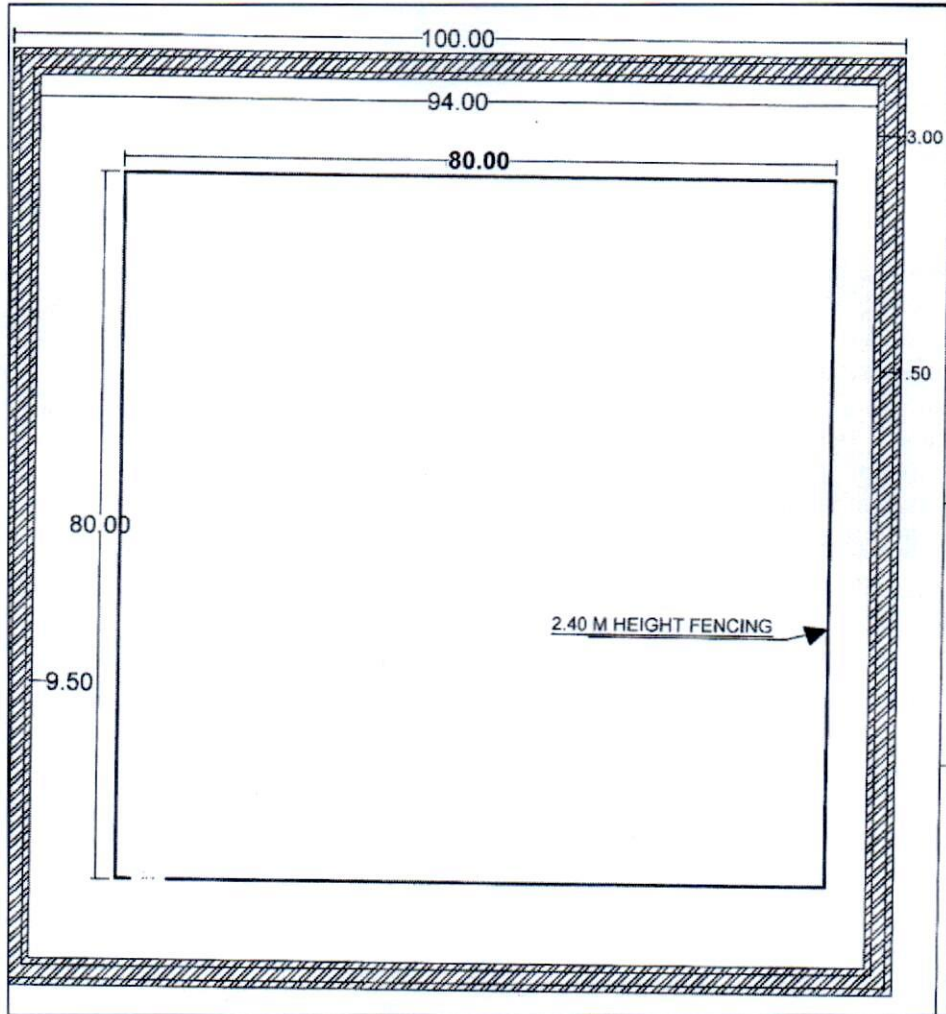


Figure for (D). Drawing for construction of Elephant Proof Trench



### Instructions for Preparing Quotations

1. Scope of Procurement: Invites price against request for quotation for fencing of the carbon flux tower site along with construction of temporary security hut at carbon flux installation site in Chhattisgarh for Ecosystem Services Improvement Project as described in the Para 2 of Annexure-I.  
The successful Contractors/ Firm(s) will be expected to execute civil works in all aspects within contract duration.
2. Eligibility to Quote: To qualify for award of the Contract, a contractor/bidder shall meet the following minimum qualifying criteria:
  - a. Contractors/bidders must be registered with Civil Contractors of CPWD, PWD, and other Govt. departments etc. As contractor/bidder must have at least 3-5 years of experience in execution of civil works in the Government Departments. Proof of registration and experience must be provided with the quotation.
  - b. Submit proof of registration with the Income Tax Department and Sales Tax Department/GST with the quotation. (Failure to enclose these documents would result in rejection of quotation).
  - c. Submit only one quotation, either individually, or as a partner in a joint venture. Quotations submitted in violation of this rule shall be rejected. Partners in a joint venture shall be jointly and severally liable for the execution of the contract.
2. Documents to be attached/ enclosed with the Quotation: The proposal submitted by the Firm must include the following documents:
  - a. Quotation on the letter head of Firm (As per sample format attached 'Annexure-I')
  - b. Qualification and Experience Information and other relevant documents
  - c. Copies of registration/taxation documents
  - d. Firm Profile
  - e. Proof of experience for execution of civil works in Government departments/ institutions/ organizations
3. Currency of Quotations:
  - a) Rate inclusive of GST shall be quoted in Indian Rupees.
  - b) The rates and price offered/ quoted by the contractor/bidder shall be fixed for the duration of the Contract and shall not be changed subject to any adjustment on any account.
4. Quotation shall be valid for 90 days from the date for receipt of the quotations.
5. The Project Director, ESIP, ICFRE reserves the right to increase or decrease quantities of the works.
6. Decision of Director General, ICFRE will be final in case of any dispute.
7. For any query/ clarification (if any) regarding request for quotation please contact:
 

Project Director, Ecosystem Services Improvement Project  
Room No: 143  
Indian Council for Forestry Research and Education  
P. O. New Forest, Dehradun, Uttarakhand-248006 (INDIA)  
Phone No. 0135-2224803, 2224823  
Email: projectdirectoresip@gmail.com
8. For redressal of the grievance (if any) arising out of the implementation of the activities under Ecosystem Services Improvement Project, can be submitted to grievance redressal committee, ESIP at ICFRE, Dehradun.

Project Director  
ESIP, ICFRE, Dehradun